



**BETH-ALLEN
SCAFFOLDING
AND EQUIPMENT
INC.**

RENTAL YARD

777 E. FAIRMONT ST ALLENTOWN, PA 18109
610-432-0969 PH. 610-432-9883 FAX

PRICE LIST

SCAFFOLDING FRAMES

| | <u>28 Day</u> |
|--------|---------------|
| WT564 | 4.00 |
| WT364 | 4.00 |
| WT4264 | 4.00 |
| S55L | 4.00 |
| S54L | 4.00 |
| S53L | 4.00 |
| S52L | 4.00 |
| S425L | 4.00 |
| S424L | 4.00 |
| S423L | 4.00 |
| S422L | 4.00 |
| S2464L | 4.00 |
| S245L | 4.00 |
| S243L | 4.00 |
| S242L | 4.00 |
| SW676 | 8.00 |

CROSS BRACES

| | <u>28 Day</u> |
|--------|---------------|
| XB-44 | 1.00 |
| XB-54 | 1.00 |
| XB-64 | 1.00 |
| XB-74 | 1.00 |
| XB-84 | 1.00 |
| XB-94 | 1.00 |
| XB-104 | 1.00 |

SCAFFOLD TOWER DECKS

| (Aluminum with Plywood Deck) | <u>28 Day</u> |
|------------------------------|---------------|
| 5307-19 | 7.00 |
| 5308-19 | 8.00 |
| 5316-19 | 10.00 |

SCAFFOLD PLANKS

| | <u>28 Day</u> |
|-----------|---------------|
| PLK-8 | 3.00 |
| PLK-10 | 4.00 |
| PLK-12 | 5.00 |
| PLK-16 | 6.00 |
| 18" Block | 1.00 |

SCAFFOLD ACCESSORIES

| | <u>28 Day</u> |
|---------------|---------------|
| RBL-24 | 1.00 |
| SWIVEL RBL-24 | 1.00 |
| BASE PLATE | 1.00 |
| SOCKET JACK | 1.00 |
| BAS-8 CASTER | 5.00 |
| SB-20 | 1.00 |
| SB-30/ADJ | 1.00 |
| GPC-53 | 1.00 |
| GR-24 | 1.00 |
| GR-36 | 1.00 |
| GR-42 | 1.00 |
| GR-5 | 1.00 |
| GR-6 | 1.00 |
| GR-7 | 1.00 |
| GR-8 | 1.00 |
| GR-10 | 1.00 |
| HA-6 | 10.00 |
| GW-12 | 10.00 |
| PL-12 | 24.00 |
| PL-16 | 32.00 |
| PL-20 | 40.00 |
| PL-22 | 44.00 |
| PLH | 2.00 |
| OFFSET SADDLE | 2.00 |
| SADDLE PIN | 2.00 |
| OR-30 | 2.00 |
| CB-7 | 2.00 |
| CB-8 | 2.00 |
| CB-10 | 2.00 |
| HINGE PIN | 0.10 |

OTHER SCAFFOLD

| (Balzer type) SONNY BRAND | <u>7 Day</u> | <u>28 Day</u> |
|---------------------------|--------------|---------------|
| Sonny 366 6' | 30.00 | 60.00 |
| Sonny 386 8' | 30.00 | 60.00 |
| Sonny 3106 10' | 30.00 | 60.00 |
| GK-6 Guard rail kit | 15.00 | 30.00 |

Delivery not included

2-3 DAY LEAD TIME FOR DELIVERY

SCAFFOLDING PLANKS

OSHA CERTIFIED Wood Planks

| | Weekly | Monthly |
|------------|--------|---------|
| PLK-8 | 1.50 | 3.00 |
| PLK-10 | 2.00 | 4.00 |
| PLK-12 | 2.50 | 5.00 |
| PLK-16 | 3.00 | 6.00 |
| PLY4x8 | 6.00 | 12.00 |
| 18' Blocks | .50 | 1.00 |

ALUMINUM STAGES

| Length x Width | Weekly | Monthly |
|----------------|--------|---------|
| 16' x20' | 20.00 | 40.00 |
| 20' x20' | 30.00 | 60.00 |
| 24' x20' | 40.00 | 80.00 |
| 32' x20' | 70.00 | 140.00 |

| Handrail | Weekly | Monthly |
|----------|--------|---------|
| HR-16 | 12.00 | 24.00 |
| HR-20 | 15.00 | 30.00 |
| HR-24 | 18.00 | 36.00 |
| HR-32 | 24.00 | 48.00 |

TUBE AND CLAMP

| | Weekly | Monthly |
|-----------|--------|---------|
| LP-4 | 0.40 | 0.80 |
| LP-6 | 0.60 | 1.20 |
| LP-8 | 0.80 | 1.60 |
| LP-10 | 1.00 | 2.00 |
| LP-15 | 1.30 | 2.60 |
| LP-16 | 1.60 | 3.20 |
| LP-20 | 2.00 | 4.00 |
| RA-Clamp | 0.50 | 1.00 |
| SW-Clamp | 0.50 | 1.00 |
| LP-BP | 0.50 | 1.00 |
| ROD-Clamp | 0.50 | 1.00 |

DELIVERY NOT INCLUDED

LADDERS

Fiberglass Extension

| | WEEKLY | MONTHLY |
|-----|--------|---------|
| 16' | 24 | 48 |
| 20' | 30 | 60 |
| 24' | 36 | 72 |
| 28' | 42 | 84 |
| 32' | 48 | 96 |
| 36' | 54 | 108 |
| 40' | 75 | 150 |
| 44' | | |
| 48' | | |
| 60' | | |

ALUM. Extension

| | WEEKLY | MONTHLY |
|-----|--------|---------|
| 16' | 16 | 32 |
| 20' | 20 | 40 |
| 24' | 24 | 48 |
| 28' | 28 | 56 |
| 32' | 32 | 64 |
| 36' | 36 | 72 |
| 40' | 50 | 100 |
| 44' | 70 | 140 |
| 48' | 90 | 180 |
| 60' | 120 | 240 |

STEP

| | WEEKLY | MONTHLY | WEEKLY | MONTHLY |
|---------|--------|---------|--------|-------------|
| 6' f/g | 12.00 | 24.00 | alum. | 12.00 24.00 |
| 8' f/g | 24.00 | 48.00 | alum. | 16.00 32.00 |
| 10' f/g | 30.00 | 60.00 | alum. | 20.00 40.00 |
| 12' f/g | 36.00 | 72.00 | alum. | 24.00 48.00 |
| 14' f/g | 42.00 | 84.00 | alum. | 28.00 56.00 |
| 16' | n/a | | alum. | 32.00 64.00 |

LIFTS **

| PERSONAL | DAILY | WEEKLY | MONTHLY |
|----------|--------|--------|---------|
| AWP-24 * | 110.00 | 220.00 | 550.00 |
| AWP-30 * | 150.00 | 300.00 | 750.00 |
| AWP-36 * | 170.00 | 340.00 | 850.00 |
| AWP-40 * | 200.00 | 400.00 | 950.00 |
| STRADDLE | 110.00 | 220.00 | 550.00 |

DC POWERED

Material

| (MANUAL) | DAILY | WEEKLY | MONTHLY |
|----------|-------|--------|---------|
| S/C-12 | 40.00 | 80.00 | 240.00 |
| S/C-18 | 50.00 | 100.00 | 300.00 |
| S/C-24 | 60.00 | 120.00 | 360.00 |



**Beth-allen
Scaffold &
Equipment INC.**

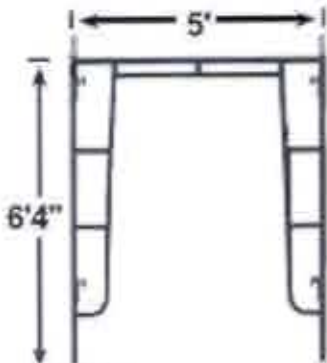
RENTAL YARD

777 E. FAIRMONT ST. ALLENTOWN, PA 18109
610-432-0969 FAX 610-432-9883

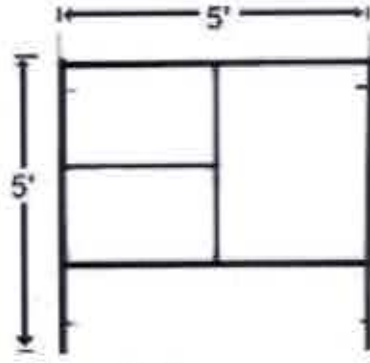




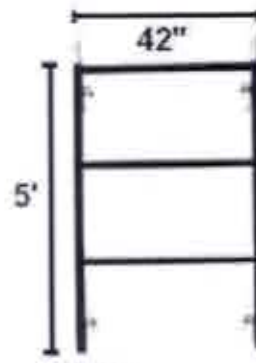
SCAFFOLDING FRAMES



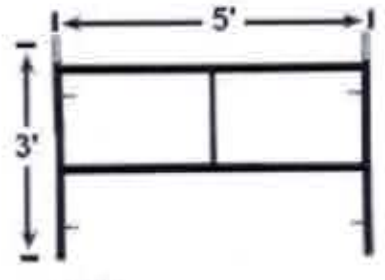
MODEL
WT564 #6 5' Wide x 6'4" High
WT4264 #6 42" Wide x 6'4" High
WT364 #6 3' Wide x 6'4" High
SW676 #6 6' Wide x 7'6" High**
**canopy frame



MODEL
S55L #6 5' Wide x 5' High
S54L #6 5' Wide x 4' High
S542L #6 42" Wide x 5' High
S45L #6 4' Wide x 5' High



MODEL
S642L #6 42" Wide x 6'4" High
S442L #6 42" Wide x 4' High
S2464L #6 24" Wide x 6'4" High
S245L #6 24" Wide x 5' High



MODEL
S53L #6 5' Wide x 3' High
S52L #6 5' Wide x 2' High
S423 #6 42" Wide x 3' High
S324L #6 24" Wide x 3' High
S224L #6 24" Wide x 2' High
S43L #6 4' Wide x 3' High

GALVANIZED CROSS BRACES



| Model No. | Length |
|-----------|--------|
| XB-44 | 4' |
| XB-54 | 5' |
| XB-64 | 6' |
| XB-74 | 7' |
| XB-84 | 8' |
| XB-94 | 9' |
| XB-104 | 10' |

SCAFFOLD ACCESSORIES



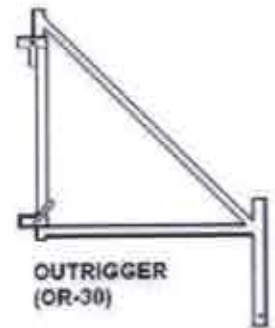
SWIVEL JACK
(SW-RBL24)



BASE JACK
(RBL-24)
Standard



SOCKET JACK
(AS-24)



OUTRIGGER
(OR-30)



BASE PLATE
(BP-01)



CASTER
(BAS-8)



**BETH-ALLEN
SCAFFOLDING
AND EQUIPMENT
INC.**

RENTAL YARD

777 E. FAIRMONT ST ALLENTOWN, PA 18109
610-432-0969 PH. 610-432-9883 FAX

SCAFFOLD ACCESSORIES

Guard rails and Posts

Punched Hole Guard Rail



| Model No. | Length | Model No. | Length |
|-----------|--------|-----------|--------|
| GR-28 | 28" | GR-9 | 9' |
| GR-42 | 42" | GR-10 | 10' |
| GR-5 | 5' | | |
| GR-6 | 6' | | |
| GR-7 | 7' | | |
| GR-8 | 8' | | |

Corner Brace and Guard Rail Recommended over 10' high

GUARD RAIL POST

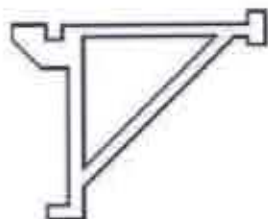
GPC-53



CORNER BRACES



| Model No. | Length |
|-----------|--------|
| CB-7 | 7' |
| CB-8 | 8' |
| CB-10 | 10' |



SIDE BRACKET

| MODEL# | LENGTH |
|------------|--------|
| SB-20 | 20" |
| SB-30 | 30" |
| ADJSB20-30 | |

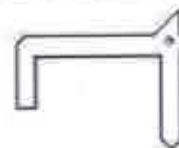


HOIST ARM
HA-6



GIN WHEEL
GW-12

(Rope Available)
50', 100', 150', 200'



HINGE PIN
HP-01

PUT LOG



| MODEL NO. | LENGTH |
|-----------|--------|
| PL-12 | 12' |
| PL-16 | 16' |
| PL-20 | 20' |
| PL-22 | 22' |
| PL-24 | 24' |

Supports Required.



OFFSET SADDLE
PIN HANGER
PL-H offset



PUTLOG SADDLE
PIN HANGER
PL-H



ANGLE HANGER



LADDERS

EXTENSION LADDERS

ALUMINUM HEAVY DUTY
FIBERGLASS "extra"

| Size | Working Length |
|------|----------------|
| 24' | 21' |
| 28' | 25' |
| 32' | 29' |
| 36' | 32' |
| 40' | 35' |
| 44' | 39' |
| 48' | 43' |
| 60' | 48' |



STEP LADDERS

ALUMINUM HEAVY DUTY
FIBERGLASS "extra"

| Sizes |
|-------|
| 10' |
| 12' |
| 14' |
| 16' |



**Material Lifts
(Manual)
GENIE SLC**



| MODEL | SPECIFICATIONS | |
|-----------------|----------------|--------|
| | Load | Height |
| SLC-12 | 650 | 12' |
| SLC-18 | 650 | 18' |
| SLC-24 | 650 | 24' |
| Fork Extensions | | |



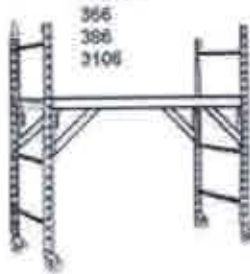
**BETH-ALLEN
SCAFFOLDING
AND EQUIPMENT
INC.**

RENTAL YARD

777 E. FAIRMONT ST ALLENTOWN, PA 18109

OTHER SCAFFOLDS

(Sonny Brand)
Model#



366
388
2106

Sizes

29" 3/4 Wide
6' 4" High w/ Caster
6' Long
8' Long
10' Long



Complete unit includes 2 Frames, 2 Trusses, 1 Deck, and 4 Casters. Guard Rail section and outriggers are available.

SONNY FAST TOWERS are the right solution to the problems of all trades requiring a compact, highly mobile work platform. **RIGID, VERSATILE, and EASY** storage. Fits through standard door. **FOR USE ON STAIRS.** Adjustable every four inches.

SCAFFOLD PLANKS

Scaffold Tower Decks

(Werner Aluminum with Plywood Deck)

| Model | Sizes |
|---------|---------|
| 5307-19 | 19"X7' |
| 5308-19 | 19"X8' |
| 5310-19 | 19"X10' |



**Three decks 19"x7" Completely deck a 5' section

Certified Wood Scaffold Planks

| Model | Sizes |
|--------|------------------|
| Plk-8 | 8'x1 1/2"x9 3/4" |
| Plk-10 | 8'x1 1/2"x9 3/4" |
| Plk-12 | 8'x1 1/2"x9 3/4" |
| Plk-10 | 8'x1 1/2"x9 3/4" |



Micro Laminated and Southern Yellow pine

**6 Scaffold Planks completely cover 5' frame

Aluminum Stages (Werner Brand)

| Length | Width | Model |
|--------|-------|-------|
| 16' | 20" | 2516 |
| 20' | 20" | 2520 |
| 24' | 20" | 2524 |
| 32' | 30" | 2532 |



(GUARD RAIL AVAILABLE)



**BETH-ALLEN
SCAFFOLDING
AND EQUIPMENT
INC.**

RENTAL YARD

777 E. FAIRMONT ST ALLENTOWN, PA 18109

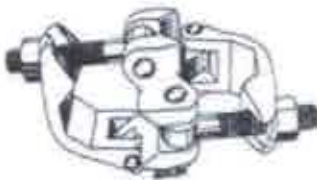
TUBE And CLAMP

LOCK PIPE



| Model No. | Length |
|-----------|--------|
| LP-4 | 4' |
| LP-6 | 6' |
| LP-8 | 8' |
| LP-10 | 10' |
| LP-13 | 13' |
| LP-16 | 16' |
| LP-20 | 20' |

RIGHT ANGEL CLAMP



SWIVEL CLAMP



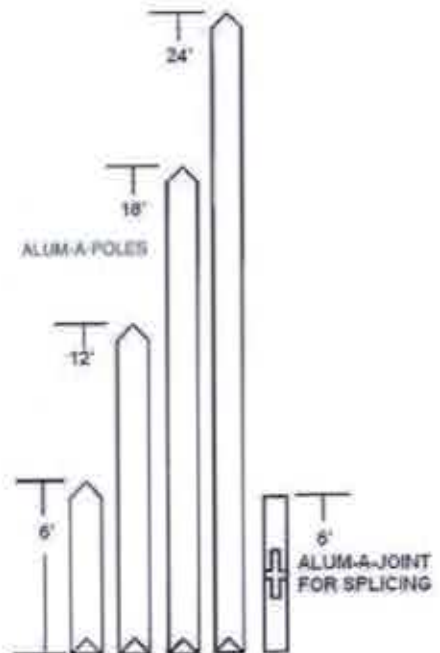
BASE PLATE

LP-BP01



ALUMINUM PUMPJACK POLE SYSTEMS

(Alum-a-pole) Brand



**Use in accordance with local OSHA specifications



Beth-allen Scaffold & Equipment INC.

RENTAL YARD

777 E. FAIRMONT ST. ALLENTOWN, PA 18109
610-432-0969 FAX 610-432-9883

Application for credit

Name: _____ Trading as: _____ Inc. Yes No
Individual - Social Security# _____ Date Inc. _____
Partnership-EIN _____ Corporation-EIN _____
Account Name: _____
Home Address: _____

Telephone# _____ Fax# _____ Cell# _____
Type of Business: Mechanical Contractor Roofing Contractor Electrical Contractor
 Painting Contractor Mason Other _____
Monthly Credit Required: \$\$ _____ Tax Exempt # _____

Trade references

Supplier _____ Address _____ Phone# _____ Fax# _____

Supplier _____ Address _____ Phone# _____ Fax# _____

Supplier _____ Address _____ Phone# _____ Fax# _____

If Partnership or Corporation

President _____ Phone# _____ Fax# _____

Home Address _____

Vice Pres. _____ Phone# _____ Fax# _____

Home Address _____

Bank Information

Bank _____ ACCT# _____ Phone# _____

Address _____

The above information is for the purpose of obtaining credit and is warranted to be true. I/WE hereby authorize BETH-ALLEN SCAFFOLD & EQUIPMENT INC. to investigate the references listed pertaining to my/our credit and financial responsibility. I/WE hereby furnish the above information for the purpose of securing credit from BETH-ALLEN SCAFFOLD & EQUIPMENT INC. and certify that the above information is true and correct.

Renter acknowledges that Owner has no control over the use of the Equipment by Renter, and Renter agrees, at his sole expense, to comply with all municipal, county, state, and federal laws, ordinances and regulations, including the Occupational Safety and Health Administration Act of 1970 (OSHA) which may affect the equipment while it is in the possession of and use by the Renter. Renter shall not permit any person who is not legally qualified to use the equipment

Name (printed) _____ Signature _____ Date _____



Beth-Allen Scaffold & Equipment INC.

RENTAL YARD

**777 E. FAIRMONT ST. ALLENTOWN, PA 18109
610-432-0969 FAX 610-432-9883**

I/WE hereby expressly warrant guarantee and assume personal responsibility collectively and individually for the full and prompt payment of any and all goods or services provided by BETH-ALLEN SCAFFOLD AND EQUIPMENT INC. In addition, the undersigned guarantor shall reimburse that BETH-ALLEN SCAFFOLD AND EQUIPMENT INC. incurs in the collection of any debt guaranteed hereunder or in the enforcement of this agreement.

Guarantor:

Name (printed) _____ Signature _____

Guarantor:


Name (printed) _____ Signature _____

**Please complete and mail/fax:
Beth-Allen Scaffold & Equipment, Inc.
777 E. Fairmont St.
Allentown, PA 18109**

Fax# 610-432-9883
PH# 610-432-0969

NOTES:

*****ATTENTION RENTAL CUSTOMERS***
IF YOU DO NOT HAVE APPROVED CREDIT
AT BETH-ALLEN SCAFFOLD AND ARE
RENTING EQUIPMENT, YOU MUST PAY
FOR THE RENTAL UPON RECEIPT OF THE
EQUIPMENT AND A SECURITY DEPOSIT
WILL BE REQUIRED**



**Beth-Allen
Scaffold &
Equipment INC.**

RENTAL YARD

**777 E. FAIRMONT ST. ALLENTOWN, PA 18109
610-432-0969 FAX 610-432-9883**



BETHALLENCO@AOL.COM

www.SCAFFOLDSOURCE.com


Directions to rental yard

Rt 22 to Airport south exit follow Airport rd. @ 10th mile turn right on American parkway go to next light go left on Irving street then make your next onto Fairmont street follow until you get to 777 on right hand side

Directions to Main office

*From the north: Take 22 to 378th to 8th Avenue Exit. Turn right on to 8th Avenue. Go two blocks to Broad Street (.3 miles). Go right on Broad Street. It is 1.2 miles to our door, on the right.
From the south: Take Rt. 378N to 8th Avenue South Exit. Go two blocks to Broad Street (.3 miles). Go right on Broad Street. It is 1.2 miles to our door, on the right.*

**All types
of
scaffolds
and
MORE...**



**BETH-ALLEN
LADDER &
EQUIPMENT INC.**

SALES OFFICE

**MAIN OFFICE 610-866-4243 PH: 610-866-3328 FAX
2124 WEST BROAD ST
BETHLEHEM, PA
18018**

**MEMBER
SCAFFOLD
INDUSTRY
ASSOCIATION SIA**